



PALAZZO® Noblesse
The giant parasol for the ambitious



Unique selling proposition

- Palazzo line design language: uniform design of the models Royal, Noblesse and Style
- Continuous mast profile down to the floor covering (internal support tube & tip-over hinge)
- Counter-rotating opening principle (with crank or motor):
Opened with just 12 turns of the crank (patented)
High closing height (no need to move the furniture)
- 95 km/h wind stability at size 400 × 400 cm
- Top quality material selection
- LED lighting system integrated into the struts
- Professional additional options (Heating, rain gutters, ...)
- Special product solutions (Sizes, frame, fabrics, ...)

Places of use

- Large area outdoors
- Terraces & rooftops
- Public spaces & parks
- Corrosive environments



PALAZZO® Noblesse

The giant parasol for the ambitious

Basic model

Frame

- 8, 10 or 12 parts made from anodised aluminium
- Anti-rotation mast including reinforcing struts
- Mast profile Ø 105 mm and 4.5 mm wall thickness
- Roof struts 23 × 50 mm / 23 × 40 mm

Frame material

- Aluminium: EN-AW-6063-T66
- Screws and rivets made from stainless steel A4
- Glass-fibre reinforced plastic parts: PA6GF30
- Anodisation:
 - Profile surface finishing
 - High degree of hardness – wear resistance (“scratch-resistant”)
 - Increased corrosion resistance
 - Natural appearance (adaptation to environment)
 - Modern look (luxurious matt)

Frame colour

- Anodised natural matt (standard)
- RAL 7016 powder-coated (no surcharge)
- RAL colours powder-coated (surcharge)
 - Powder coating on anodised profiles
 - (providing additional corrosion protection)

Opening principle

- Counter-rotating (telescopic system)
- Patented opening using a toothed belt
- Opened with just 12 turns of the crank

Drive

- With hand crank (detachable)
- With motor (surcharge)

Canopy

- With or without flounce
- Adjustable (adjustable strut extensions)
- 100 % polyacrylic approx. 300 g/m² (spun dyed)
- Replaceable or interchangeable canopies

Wind stability

- Up to 95 km/h (with fixed anchorage)
- Tested in a wind tunnel

Fixations

[More information](#)

- Bases / parasol stands / covers
- Ground sockets
- Mounting plates without or with installation height made to measure
- Mounting plates for insulation floors
- Mounting plates for insulation floors with high insulation
- Base plates made to measure

Additional options – Standard accessories

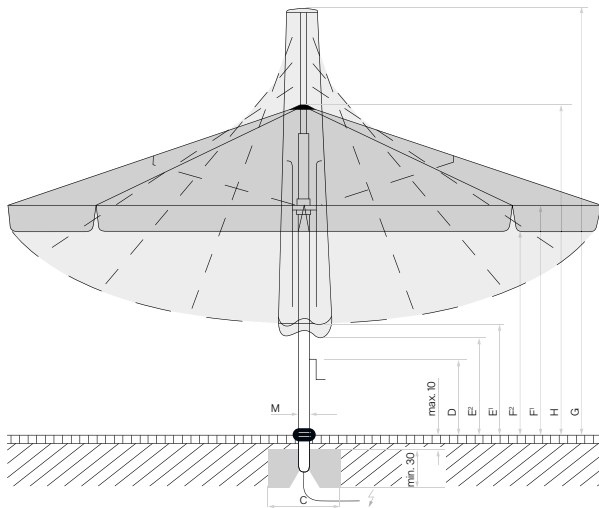
[More information](#)

- LED lighting system (RGBW)
- Infrared radiant heater
- Motorisation
- BUS systems / connection to the home control system
- Rain gutters
- Side walls
- Protective covers with corset lacing
- Strap systems
- Impact protection
- Anti-theft system (integrated)



Special product solutions – Made to measure

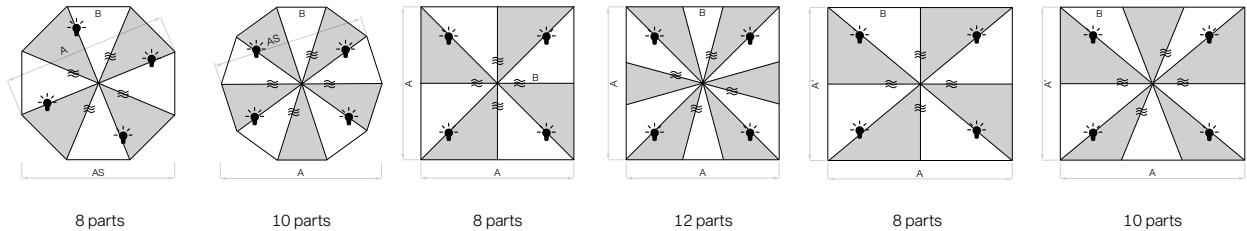
[More information](#)

- Special sizes & intermediate measurements (increments 1, 2 & 3)
- Mast extensions & reductions max. + 1000 mm / - 500 mm
- Frame in all RAL colours
- Glatz Green® Special fabric
- Special fabrics (third-party fabrics, PVC & flame retardant)
- Custom flounces & edging strips
- Printing & advertising print



Loose cover max. 10 cm, concrete thickness min. 30 cm (pay attention to frost depth), guarantee water drainage, supply line electric.

-  LED positions on the Palazzo Noblesse with LED
-  Radiant heater positions on the Palazzo Noblesse with radiant heater



Nominal size	Lateral distance	Mast Ø	Area covered	Crank height	Height closed/ with flounce	Clear headroom/ with flounce	Total height	Height open	Foundation	Minimum weight for base	¹⁰ max. wind speed open perm.
cm	cm	cm	m ²	cm	cm	cm	cm	cm	cm	kg	km/h (wind force)
A	AS	M	B	D	E ⁶ /E ⁷	F ⁷ /F ⁸	G	H	C		
Ø 450 ⁶	416	10.5	14.3	85	167/142	235/210	396	299	100×100	240	85 (9)
Ø 500 ⁶	462	10.5	17.7	85	169/144	235/210	424	305	100×100	240	75 (9)
Ø 600 ⁷	571	10.5	25.5	85	141/116	235/210	447	318	125×125	430	80 (9)
Ø 700 ⁷	665	10.5	36.8	85	103/78	235/210	460	331	135×135	570	70 (8)
400×400 ⁸	-	10.5	16	85	121/96	235/210	404	294	100×100	310	95 (10)
450×450 ⁸	-	10.5	20.3	85	98/73	235/210	417	300	120×120	430	80 (9)
500×500 ⁸	-	10.5	25	75	84/59	235/210	439	307	120×120	430	70 (8)
500×500 ⁸	-	10.5	25	75	84/59	235/210	439	307	125×125	430	85 (9)
550×550 ⁸	-	10.5	30.3	65	80/55	235/210	472	318	125×125	570	75 (9)
600×600 ⁸	-	10.5	36	65	81/56	235/210	512	344	135×135	570	65 (8)
450×350 ⁸	-	10.5	15.8	80	112/87	235/210	397	294	100×100	240	85 (9)
500×250 ⁸	-	10.5	12.5	85	91/66	235/210	374	310	100×100	240	90 (10)
500×400 ⁸	-	10.5	20	80	101/76	235/210	422	301	100×100	310	70 (8)
550×450 ⁷	-	10.5	24.8	75	85/60	235/210	442	308	120×120	430	75 (9)
600×300 ⁷	-	10.5	18	85	81/56	235/210	418	307	100×100	310	80 (9)
600×400 ⁷	-	10.5	24	75	81/56	235/210	443	309	135×135	430	75 (9)
600×500 ⁷	-	10.5	30	65	82/57	235/210	476	321	135×135	430	70 (8)

⁶ 8 parts, ⁷ 10 parts, ⁸ 12 parts, ¹⁰ 10 km/h less with flounce

The above measures represent extrapolated average values that may be slightly different on the product (± 2% ± 5 cm).

If a minimum or a maximum height underneath is required, this must be agreed with Glatz.

The measures of the height are determined by the M4 / M8 ground socket. If one of the offered bases is used, these measures change only slightly.

The max. wind speed limits as per our separate list apply only in the presence of a fix ground anchorage. A base with the specified minimum weight is not sufficient.

In the presence of several parasols, the min. distance between one parasol and another and between parasols and walls shall be 25 cm.

Opening and closing using a battery-operated drill is not permitted.



Glatz AG

+41 52 723 66 44
contract@glatz.com
glatz.com

